



Who




Am I?



*I will praise thee; for I am fearfully and
wonderfully made –
Psalms 139:14*

My Name Is:



My Hair Is:

My Eyes Are:


I Am

 In. Tall

I Weigh

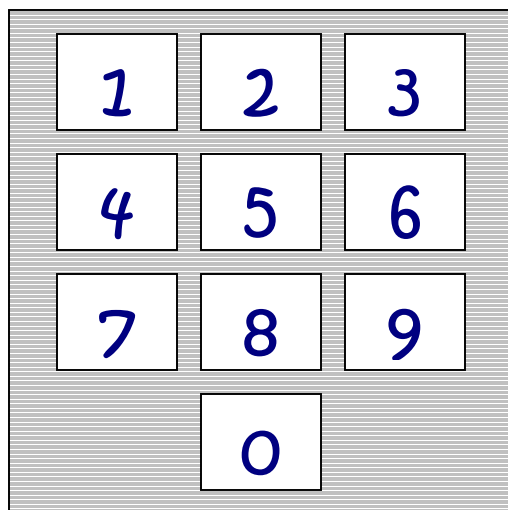
 Lbs.

Drawing Of Myself



My Address Is:

My Phone Number Is:



My Parents

My Siblings

I have ____ brother(s).

I have ____ sister(s).

My Favorites:

Food

Color

Toy

Song

When I Grow Up,

I'd like to be a:

Directions For Use

This printable e-book is designed to teach your child about themselves. Before you even open the book, you'll see Psalms 139:14, teaching us that we are fearfully and wonderfully made by God Himself! We are exactly how HE wants us to be – created perfectly according to His plan.

Options with this e-book:

- 1) Print on cardstock for a more of a keepsake type book. Once completed, you can laminate with self laminating paper.
- 2) Print on cardstock and insert into plastic page protectors. This allows your child to reuse the book, providing opportunities to practice writing again and again.
- 3) Print on regular paper and reprint as you want to review.
- 4) Write in the answers in dotted line format, then have your child trace over what you've written.
- 5) Write the answers on a separate piece of paper (as your child answers them), and have them copy the answers into their book.

Reproduction/ Copyright:

This e-book is reproducible for your own personal use only. No distribution allowed.

Credits:

Clip art images provided by www.TheGraphicsShoppeClub.com

Cover Page:

Place a photo of your child on this page, just above the Scripture reference.

Name Page:

Practice writing either just your child's first name, or their first/ middle/ and last names.

Descriptive Page:

Here your child can write in their hair and eye color, as well as how tall they are and how much they weigh. Use the matching color Crayon when you do the eye color!

Drawing Page:

Capture the creativity of your child, and take a sneak peak into how they see themselves as they draw 'what they look like'.

My Address:

Besides learning to recognize and write their address, you can put this to the tune of "Rain, rain, go away" and learn your address to music! Draw a picture of your home on this page.

My Phone Number:

This page teaches your child to write out their phone number, plus offers a visual to teach them how to find the numbers on a telephone keypad.

My Parents:

You can either teach "Dad" and "Mom", or have them write your first names on this page. There's extra room for a drawing!

My Siblings:

Have your child count how many brothers and/or sisters they have, and write the correct number on the lines provided. Then have them draw a picture of their siblings.

My Favorites:

This page is dedicated to your child's favorite things – such as food, colors, toys, and songs. Your child might even want to draw a picture of some of these things as well.

When I Grow Up:

What would your child like to be when they grow up? This page offers a place to write the answer to this question and draw a picture of it. While we all have dreams for the future, we must remember that God has a plan for us, and seek His will in our lives!

